

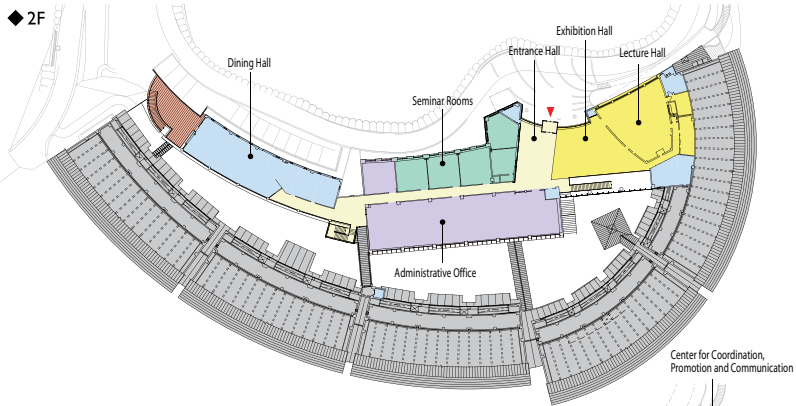
A Guide to the Facilities

Research rooms on the RIHN campus are designed to provide a sense of openness. The design concept is to allow projects implemented to be loosely interconnected as they occur in one large curved space 150 m in overall length. The facilities will help external researchers as well as RIHN research staff to meet one another, since they are designed with the maximization of shared use in mind. In other words, this particular layout enables joint research while maintaining the independence of individual projects. At the center of the main building, a library and computer room are located for the convenience of many users, and three common rooms are provided for casual discussions. On the basement floor, a cluster of fully functional laboratories has been designed with emphasis on convenience for shared use, as with the research rooms.

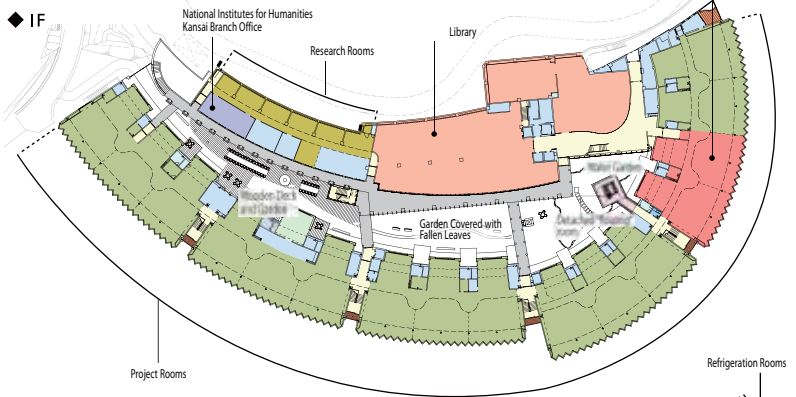
The separate RIHN House is a guesthouse. The assembly hall and a dining lounge located to the left of the house entrance serve as meeting spaces for the RIHN staff as well as for guests.

Appropriately for an institution researching the global environment, RIHN is housed in a tile-roofed building that fits in with the Kyoto landscape, where as many as possible of the trees already on the site have been retained. Lighting and air-conditioning also employ the latest designs to minimize the building's impact on the environment. The design has won acclaim, receiving awards from the Illumination Engineering Institute of Japan, the Japan Institute of Architects, the Green Building Award from MIPIM Asia, and the Architectural Institute of Japan.





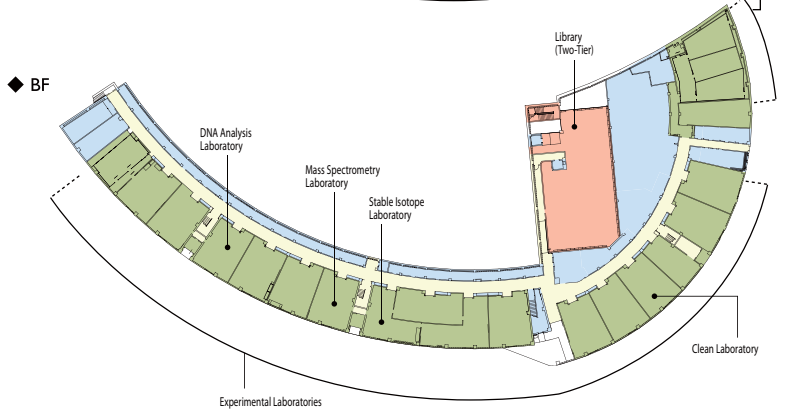
Main building entrance



Detached "floating" meeting room



Laboratory



RIHN House

